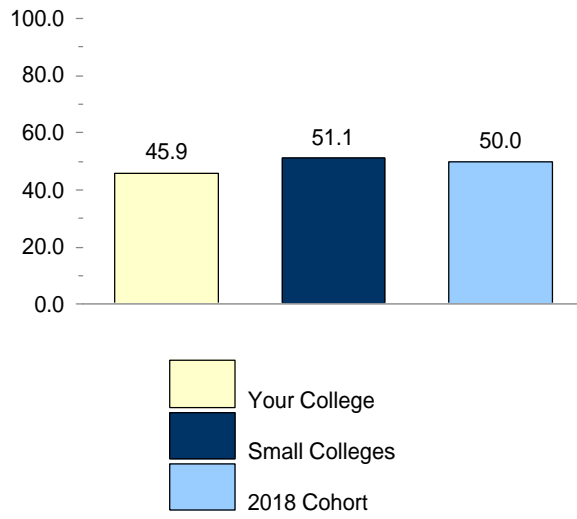



\* The comparison group and cohort columns on this page INCLUDE your college.

**Community College Survey of Student Engagement**  
**Western Nevada College (2018 Administration)**  
**2018 Benchmark Bar Chart - Main Survey**  
Comparison Group: Small Colleges in the 2018 Cohort\*

[Weighted]  
Active and Collaborative Learning (ACTCOLL)



\* The comparison group and cohort bars on this page INCLUDE your college.

06JUN18

**Community College Survey of Student Engagement - Western Nevada College (2018 Administration)**

**2018 Benchmark Means Report - Main Survey**  
 Comparison Group: Small Colleges in the 2018 Cohort\*

[Weighted]

Active and Collaborative Learning (ACTCOLL)

		Your College	Small Colleges		2018 Cohort	
Item	Variable	Mean	Mean	Effect Size**	Mean	Effect Size**
Item 4: In your experiences at this college during the current academic year, about how often have you done each of the following?						
1 = Never, 2 = Sometimes, 3 = Often, 4 = Very often						
4a. Asked questions in class or contributed to class discussions [ACTCOLL]	CLQUEST	2.94	2.99		2.94	
4b. Made a class presentation [ACTCOLL]	CLPRESEN	1.97	2.19	-0.23**	2.21	-0.25**
4f. Worked with other students on projects during class [ACTCOLL]	CLASSGRP	2.49	2.62		2.60	
4g. Worked with classmates outside of class to prepare class assignments [ACTCOLL]	OCCGRP	1.87	2.02		2.00	
4h. Tutored or taught other students (paid or voluntary) [ACTCOLL]	TUTOR	1.32	1.41		1.39	
4i. Participated in a community-based project (service-learning activity) as part of a regular course [ACTCOLL]	PARTICBP	1.27	1.42		1.39	
4q. Discussed ideas from your readings or classes with others outside of class (students, family members, co-workers, etc.) [ACTCOLL]						

\* The comparison group and cohort columns on this page EXCLUDE your college.

\*\* T-test: 2-tailed

~~2.99~~ Now contains less than 50 respondents (please see Frequency Distribution that follows), interpret the comparison results cautiously.

**Community College Survey of Student Engagement - Western Nevada College (2018 Administration)  
2018 Benchmark Frequency Distributions - Main Survey**

Comparison Group: Small Colleges in the 2018 Cohort\*

[Weighted]

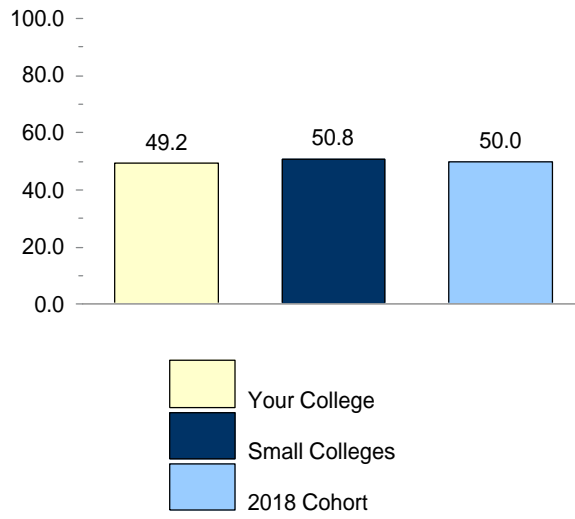
Active and Collaborative Learning (ACTCOLL)

			Your College		Small Colleges		2018 Cohort	
Item	Variable	Responses	Count	Percent	Count	Percent	Count	Percent

\* The comparison group and cohort columns on this page EXCLUDE your college.

**Community College Survey of Student Engagement**  
**Western Nevada College (2018 Administration)**  
**2018 Benchmark Bar Chart - Main Survey**  
Comparison Group: Small Colleges in the 2018 Cohort\*

[Weighted]  
Student Effort (STUEFF)



\* The comparison group and cohort bars on this page INCLUDE your college.

06JUN18



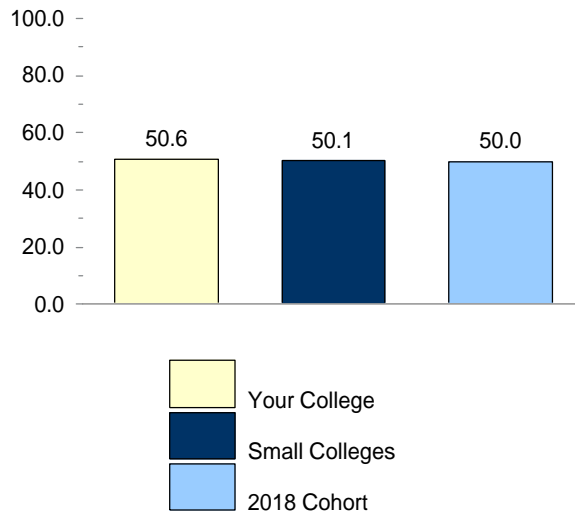


\* The comparison group and cohort columns on this page EXCLUDE your college.



**Community College Survey of Student Engagement**  
**Western Nevada College (2018 Administration)**  
**2018 Benchmark Bar Chart - Main Survey**  
Comparison Group: Small Colleges in the 2018 Cohort\*

[Weighted]  
Academic Challenge (ACCHALL)



\* The comparison group and cohort bars on this page INCLUDE your college.

06JUN18

Community College Survey of Student Engagement - Western Nevada College (2018 Administration)

2018 Benchmark Means Report - Main Survey  
 Comparison Group: Small Colleges in the 2018 Cohort\*

[Weighted]  
 Academic Challenge (ACCHALL)

Item	Variable	Your College	Small Colleges		2018 Cohort	
		Mean	Mean	Effect Size**	Mean	Effect Size**
Item 4: In your experiences at this college during the current academic year, about how often have you done each of the following?						
often Effect Size = 0.48, 2.0 - 2.9 (Sometimes) Effect Size = 0.17, 1.8 - 2.4 (Never) Effect Size = 0.16, 1.7 - 2.1						
40. Worked harder than you thought you could to meet an instructor's standards or expectations [ACCHALL]	WORKHARD	2.59	2.67		2.64	
Item 5: During the current academic year, how much has your coursework at this college emphasized the following mental activities?						
little 1 = Very little , 2						

Sometimes

\* The comparison group and cohort columns on this page EXCLUDE your college.

\*\* T-test: 2-tailed



**Community College Survey of Student Engagement - Western Nevada College (2018 Administration)**  
**2018 Benchmark Frequency Distributions - Main Survey**

Comparison Group: Small Colleges in the 2018 Cohort\*

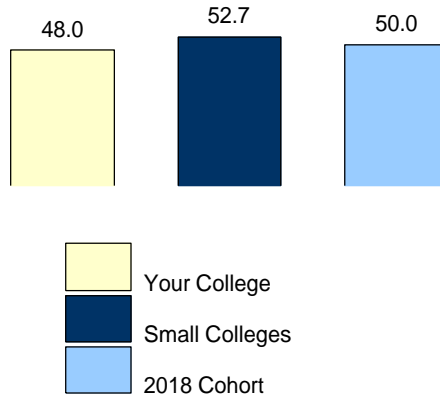
[Weighted]  
 Academic Challenge (ACCHALL)

Item	Variable	Responses	Your College		Small Colleges		2018 Cohort	
			Count	Percent	Count	Percent	Count	Percent
Item 6: During the current academic year, how much reading and writing have you done at this college?								
6c. Number of written papers or reports of any length [ACCHALL]	NUMPAPRRPTS	None	64	14.2	10,932	10.9	30,805	10.4
		1-4	104	23.2	32,353	32.4	94,896	31.9
		5-10	121	27.0	30,741	30.7	93,849	31.6
		11-20	88	19.6	16,657	16.7	50,320	16.9
		More than 20	72	16.0	9,291	9.3	27,186	9.2
		<b>Total</b>	<b>449</b>	<b>100.0</b>	<b>99,974</b>	<b>100.0</b>	<b>297,057</b>	<b>100.0</b>
Item 7								
7. Mark the response that best represents the extent to which your examinations during the current academic year have challenged you to do your best work at this college [ACCHALL]	CHALNGXAM	Extremely easy	2	0.5	890	0.9	2,695	1.0
		(2)	11	2.6	1,904	2.0	5,887	2.1
		(3)	24	5.5	6,067	6.4	18,736	6.6
		(4)	109	25.5	24,521	25.7	73,888	26.1
		(5)	127	29.8	32,226	33.8	97,410	34.5
		(6)	102	23.9	19,786	20.8	57,339	20.3
		Extremely challenging	52	12.2	9,934	10.4	26,726	9.5
		<b>Total</b>	<b>427</b>	<b>100.0</b>	<b>95,328</b>	<b>100.0</b>	<b>282,680</b>	<b>100.0</b>
Item 9: How much does this college emphasize the following?								
9a. Encouraging you to spend significant time on research projects, independent study, or other activities that require critical thinking and problem-solving skills [ACCHALL]								

\* The comparison group and cohort columns on this page EXCLUDE your college.

**Community College Survey of Student Engagement**  
**Western Nevada College (2018 Administration)**  
**2018 Benchmark Bar Chart - Main Survey**  
Comparison Group: Small Colleges in the 2018 Cohort\*

[Weighted]  
Student-Faculty Interaction (STUFAC)



\* The comparison group and cohort bars on this page INCLUDE your college.

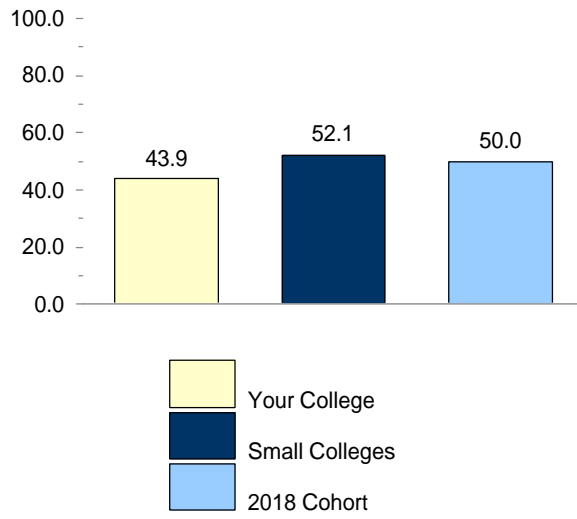
06JUN18





**Community College Survey of Student Engagement**  
**Western Nevada College (2018 Administration)**  
**2018 Benchmark Bar Chart - Main Survey**  
Comparison Group: Small Colleges in the 2018 Cohort\*

[Weighted]  
Support for Learners (SUPPORT)



\* The comparison group and cohort bars on this page INCLUDE your college.

06JUN18





